



Location: CMA1b - Oil Street Site Office

Report on 24-hour TSP monitoring

Action Level ($\mu\text{g}/\text{m}^3$) - 176.7

Limit Level ($\mu\text{g}/\text{m}^3$) - 260

Date	Sampling Time	Weather Condition	Filter paper no.	Filter Weight, g		Elapse Time, hr		Sampling Time, hr	Flow Rate, m^3/min			Total Volume, m^3	TSP Level, $\mu\text{g}/\text{m}^3$
				Initial	Final	Initial	Final		Initial, Q_{si}	Final, Q_{sf}	Average		
1-May-13	8:00	Cloudy	004686	2.6912	2.7527	2758.18	2782.18	24.00	1.24	1.25	1.24	1791	34
7-May-13	8:00	Cloudy	006142	2.6387	2.6954	2785.18	2809.18	24.00	1.24	1.24	1.24	1787	32
13-May-13	8:00	Cloudy	006177	2.6477	2.7991	2812.18	2836.18	24.00	1.24	1.23	1.23	1778	85
18-May-13	8:00	Cloudy	005595	2.8764	2.9555	2839.18	2863.18	24.00	1.23	1.23	1.23	1772	45
24-May-13	8:00	Cloudy	005615	2.7458	2.8424	2869.07	2893.07	24.00	1.23	1.23	1.23	1776	54

Report on 1-hour TSP monitoring

Action Level ($\mu\text{g}/\text{m}^3$) - 320.1

Limit Level ($\mu\text{g}/\text{m}^3$) - 500

Date	Sampling Time	Weather Condition	Filter paper no.	Filter Weight, g		Elapse Time, hr		Sampling Time, hr	Flow Rate, m^3/min			Total Volume, m^3	TSP Level, $\mu\text{g}/\text{m}^3$
				Initial	Final	Initial	Final		Initial, Q_{si}	Final, Q_{sf}	Average		
2-May-13	8:02	Cloudy	006159	2.6640	2.6745	2782.18	2783.18	1.00	1.29	1.29	1.29	77	136
2-May-13	9:25	Cloudy	006161	2.6612	2.6738	2783.18	2784.18	1.00	1.29	1.29	1.29	77	163
2-May-13	13:00	Cloudy	006162	2.6585	2.6733	2784.18	2785.18	1.00	1.29	1.29	1.29	77	191
8-May-13	8:03	Cloudy	006155	2.6538	2.6656	2809.18	2810.18	1.00	1.20	1.20	1.20	72	164
8-May-13	9:05	Cloudy	006153	2.6769	2.6860	2810.18	2811.18	1.00	1.24	1.24	1.24	74	122
8-May-13	10:10	Cloudy	006151	2.6504	2.6591	2811.18	2812.18	1.00	1.24	1.24	1.24	74	117
14-May-13	8:10	Cloudy	005587	2.8678	2.8806	2836.18	2837.18	1.00	1.23	1.23	1.23	74	173
14-May-13	9:20	Cloudy	005590	2.8726	2.8830	2837.18	2838.18	1.00	1.23	1.23	1.23	74	140
14-May-13	10:30	Cloudy	005593	2.8735	2.8824	2838.18	2839.18	1.00	1.23	1.23	1.23	74	120
20-May-13	8:05	Cloudy	005621	2.7355	2.7400	2863.18	2864.18	1.00	1.23	1.23	1.23	74	61
20-May-13	13:10	Cloudy	005619	2.7254	2.7315	2864.18	2865.18	1.00	1.23	1.23	1.23	74	83
20-May-13	15:15	Cloudy	005603	2.8759	2.8814	2865.18	2866.18	1.00	1.23	1.23	1.23	74	75
25-May-13	8:15	Hazy	005693	2.7374	2.7434	2893.07	2894.07	1.00	1.24	1.24	1.24	74	81
25-May-13	9:25	Hazy	005695	2.7720	2.7761	2894.07	2895.07	1.00	1.24	1.24	1.24	74	55
25-May-13	10:30	Hazy	005697	2.7342	2.7394	2895.07	2896.07	1.00	1.24	1.24	1.24	74	70

Location: CMA2a - Causeway Bay Community Centre

Report on 24-hour TSP monitoring
Action Level ($\mu\text{g}/\text{m}^3$) - 169.5
Limit Level ($\mu\text{g}/\text{m}^3$) - 260

Date	Sampling Time	Weather Condition	Filter paper no.	Filter Weight, g		Elapse Time, hr		Sampling Time, hr	Flow Rate, m^3/min			Total Volume, m^3	TSP Level, $\mu\text{g}/\text{m}^3$
				Initial	Final	Initial	Final		Initial, Q_{si}	Final, Q_{sf}	Average		
1-May-13	8:00	Cloudy	004778	2.8198	2.9706	12497.67	12521.67	24.00	1.45	1.46	1.45	2093	72
7-May-13	8:00	Cloudy	006147	2.6531	2.7829	12524.67	12548.67	24.00	1.39	1.39	1.39	1999	65
13-May-13	8:00	Cloudy	006176	2.6551	2.7822	12551.66	12575.66	24.00	1.38	1.38	1.38	1990	64
18-May-13	8:00	Cloudy	005596	2.8875	2.9994	12578.66	12602.67	24.01	1.38	1.38	1.38	1985	56
24-May-13	8:00	Cloudy	005614	2.8438	2.9184	12605.69	12629.69	24.00	1.30	1.30	1.30	1869	40

Report on 1-hour TSP monitoring
Action Level ($\mu\text{g}/\text{m}^3$) - 323.4
Limit Level ($\mu\text{g}/\text{m}^3$) - 500

Date	Sampling Time	Weather Condition	Filter paper no.	Filter Weight, g		Elapse Time, hr		Sampling Time, hr	Flow Rate, m^3/min			Total Volume, m^3	TSP Level, $\mu\text{g}/\text{m}^3$
				Initial	Final	Initial	Final		Initial, Q_{si}	Final, Q_{sf}	Average		
2-May-13	8:16	Cloudy	006156	2.6642	2.6739	12521.67	12522.67	1.00	1.44	1.44	1.44	86	113
2-May-13	9:50	Cloudy	006160	2.6685	2.6782	12522.67	12523.67	1.00	1.41	1.41	1.41	85	114
2-May-13	13:00	Cloudy	006157	2.6634	2.6719	12523.67	12524.67	1.00	1.27	1.27	1.27	76	112
8-May-13	8:04	Cloudy	006154	2.6443	2.6548	12548.66	12549.67	1.01	1.43	1.43	1.43	87	121
8-May-13	9:07	Cloudy	006152	2.6608	2.6701	12549.67	12550.67	1.00	1.37	1.37	1.37	82	113
8-May-13	10:10	Cloudy	002585	2.7349	2.7473	12550.67	12551.67	1.00	1.41	1.41	1.41	85	147
14-May-13	8:05	Cloudy	005586	2.8806	2.8874	12575.67	12576.67	1.00	1.38	1.38	1.38	83	82
14-May-13	9:10	Cloudy	005589	2.8599	2.8684	12576.67	12577.67	1.00	1.38	1.38	1.38	83	103
14-May-13	10:20	Cloudy	005592	2.8692	2.8761	12577.67	12578.67	1.00	1.38	1.38	1.38	83	83
20-May-13	8:10	Cloudy	005624	2.7402	2.7483	12602.69	12603.68	0.99	1.34	1.34	1.34	79	102
20-May-13	14:05	Cloudy	005618	2.7395	2.7436	12603.68	12604.68	1.00	1.34	1.34	1.34	80	51
20-May-13	13:10	Cloudy	005620	2.7297	2.7340	12604.68	12605.68	1.00	1.34	1.34	1.34	80	54
25-May-13	8:05	Hazy	005697	2.7440	2.7504	12629.69	12630.69	1.00	1.34	1.34	1.34	81	79
25-May-13	9:15	Hazy	005694	2.7506	2.7556	12630.69	12631.69	1.00	1.22	1.22	1.22	73	68
25-May-13	10:25	Hazy	005696	2.7487	2.7530	12631.69	12632.69	1.00	1.34	1.34	1.34	81	53



Location: CMA3a - CWB PRE Site Office Area

Report on 24-hour TSP monitoring
 Action Level ($\mu\text{g}/\text{m}^3$) - 171
 Limit Level ($\mu\text{g}/\text{m}^3$) - 260

Date	Sampling Time	Weather Condition	Filter paper no.	Filter Weight, g		Elapse Time, hr		Sampling Time, hr	Flow Rate, m^3/min			Total Volume, m^3	TSP Level, $\mu\text{g}/\text{m}^3$
				Initial	Final	Initial	Final		Initial, Q_{si}	Final, Q_{sf}	Average		
2-May-13	14:30	Cloudy	003718	2.7647	2.9433	13335.88	13359.88	24.00	1.63	1.64	1.63	2352	76
7-May-13	8:00	Cloudy	006148	2.6268	2.8688	13359.83	13383.83	24.00	1.52	1.52	1.52	2184	111
13-May-13	8:00	Cloudy	006171	2.6742	2.8444	13387.29	13411.29	24.00	1.60	1.60	1.60	2303	74
18-May-13	8:00	Cloudy	003711	2.7602	2.8591	13414.67	13438.61	23.94	1.60	1.59	1.59	2290	43
24-May-13	8:00	Cloudy	005052	2.7482	2.8756	13441.66	13465.65	23.99	1.60	1.60	1.60	2299	55

*Due to lack of electricity supply, the 24hr-TSP monitoring was rescheduled from 01 May 2013 to 02 May 2013.

Report on 1-hour TSP monitoring
 Action Level ($\mu\text{g}/\text{m}^3$) - 311.3
 Limit Level ($\mu\text{g}/\text{m}^3$) - 500

Date	Sampling Time	Weather Condition	Filter paper no.	Filter Weight, g		Elapse Time, hr		Sampling Time, hr	Flow Rate, m^3/min			Total Volume, m^3	TSP Level, $\mu\text{g}/\text{m}^3$
				Initial	Final	Initial	Final		Initial, Q_{si}	Final, Q_{sf}	Average		
2-May-13	8:00	Cloudy	004945	2.7766	2.7885	13332.88	13333.88	1.00	1.57	1.57	1.57	94	126
2-May-13	9:03	Cloudy	004942	2.7773	2.7909	13333.88	13334.88	1.00	1.59	1.59	1.59	95	142
2-May-13	13:00	Cloudy	004941	2.7915	2.8043	13334.88	13335.88	1.00	1.52	1.52	1.52	91	140
8-May-13	9:35	Cloudy	006093	2.6288	2.6460	13383.73	13384.73	1.00	1.52	1.52	1.52	91	189
8-May-13	10:56	Cloudy	006137	2.6409	2.6607	13384.73	13385.73	1.00	1.52	1.52	1.52	91	218
8-May-13	13:00	Cloudy	006170	2.6810	2.6974	13385.73	13386.73	1.00	1.52	1.52	1.52	91	180
14-May-13	11:00	Cloudy	006130	2.6438	2.6564	13411.62	13412.62	1.00	1.69	1.69	1.69	101	124
14-May-13	13:15	Cloudy	004271	2.6866	2.6974	13412.62	13413.62	1.00	1.67	1.67	1.67	100	108
14-May-13	14:30	Cloudy	005599	2.8848	2.8946	13413.62	13414.62	1.00	1.51	1.51	1.51	91	108
20-May-13	8:30	Cloudy	005657	2.7501	2.7591	13438.61	13439.61	1.00	1.50	1.50	1.50	90	100
20-May-13	9:35	Cloudy	005656	2.7423	2.7513	13440.61	13441.61	1.00	1.50	1.50	1.50	90	100
20-May-13	10:42	Cloudy	005655	2.7496	2.7592	13441.61	13442.61	1.00	1.50	1.50	1.50	90	106
25-May-13	9:00	Hazy	006872	2.6170	2.6253	13465.65	13466.65	1.00	1.47	1.47	1.47	88	94
25-May-13	10:50	Hazy	006874	2.6331	2.6362	13466.65	13467.65	1.00	1.47	1.47	1.47	88	35
25-May-13	13:00	Hazy	006876	2.6200	2.6257	13467.65	13468.65	1.00	1.47	1.47	1.47	88	65



Location: CMA4a - SPCA

Report on 24-hour TSP monitoring
Action Level ($\mu\text{g}/\text{m}^3$) - 171.2
Limit Level ($\mu\text{g}/\text{m}^3$) - 260

Date	Sampling Time	Weather Condition	Filter paper no.	Filter Weight, g		Elapse Time, hr		Sampling Time, hr	Flow Rate, m^3/min			Total Volume, m^3	TSP Level, $\mu\text{g}/\text{m}^3$
				Initial	Final	Initial	Final		Initial, Q_{si}	Final, Q_{sf}	Average		
1-May-13	8:00	Cloudy	004689	2.7239	2.8645	16647.58	16671.58	24.00	1.35	1.35	1.35	1941	72
7-May-13	8:00	Cloudy	004937	2.7830	2.9463	16674.58	16698.58	24.00	1.35	1.34	1.35	1937	84
13-May-13	8:00	Cloudy	006139	2.6434	2.7520	16701.58	16725.58	24.00	1.30	1.30	1.30	1872	58
20-May-13	15:12	Cloudy	005651	2.7545	2.8303	16731.59	16755.59	24.00	1.30	1.30	1.30	1869	41
24-May-13	8:00	Cloudy	005646	2.7520	2.8251	16755.60	16779.59	23.99	1.26	1.26	1.26	1812	40

Report on 1-hour TSP monitoring
Action Level ($\mu\text{g}/\text{m}^3$) - 312.5
Limit Level ($\mu\text{g}/\text{m}^3$) - 500

Date	Sampling Time	Weather Condition	Filter paper no.	Filter Weight, g		Elapse Time, hr		Sampling Time, hr	Flow Rate, m^3/min			Total Volume, m^3	TSP Level, $\mu\text{g}/\text{m}^3$
				Initial	Final	Initial	Final		Initial, Q_{si}	Final, Q_{sf}	Average		
2-May-13	8:20	Cloudy	004949	2.7781	2.7861	16671.58	16672.58	1.00	1.31	1.31	1.31	79	102
2-May-13	9:25	Cloudy	004943	2.8048	2.8144	16672.58	16673.58	1.00	1.31	1.31	1.31	79	122
2-May-13	13:00	Cloudy	004940	2.8050	2.8121	16673.58	16674.58	1.00	1.37	1.37	1.37	82	86
8-May-13	8:45	Cloudy	006092	2.6222	2.6303	16648.58	16649.58	1.00	1.34	1.34	1.34	81	100
8-May-13	9:50	Cloudy	006135	2.6533	2.6642	16649.58	16650.58	1.00	1.34	1.34	1.34	81	135
8-May-13	10:55	Cloudy	006138	2.6507	2.6631	16650.58	16651.58	1.00	1.34	1.34	1.34	81	154
14-May-13	8:10	Cloudy	006126	2.6809	2.6883	16725.58	16726.58	1.00	1.32	1.32	1.32	79	93
14-May-13	9:30	Cloudy	006128	2.6737	2.6813	16726.58	16727.59	1.01	1.22	1.26	1.24	75	101
14-May-13	13:00	Cloudy	006129	2.6580	2.6643	16727.58	16728.59	1.01	1.14	1.14	1.14	69	91
20-May-13	10:01	Cloudy	004272	2.6911	2.7037	16728.59	16729.59	1.00	1.26	1.26	1.26	75	167
20-May-13	13:00	Cloudy	005654	2.7346	2.7393	16729.59	16730.59	1.00	1.14	1.14	1.14	68	69
20-May-13	14:09	Cloudy	005653	2.7302	2.7373	16730.59	16731.59	1.00	1.26	1.26	1.26	75	94
25-May-13	9:05	Hazy	005616	2.7203	2.7243	16779.59	16780.59	1.00	1.22	1.22	1.22	73	55
25-May-13	10:40	Hazy	006873	2.6286	2.6314	16780.59	16781.59	1.00	1.18	1.18	1.18	71	40
25-May-13	13:00	Hazy	006875	2.6409	2.6441	16781.59	16782.59	1.00	1.22	1.28	1.25	75	43



Location: CMA5a - Children Garden opposite to Pedestrian Plaza

Report on 24-hour TSP monitoring

Action Level ($\mu\text{g}/\text{m}^3$) - 181
 Limit Level ($\mu\text{g}/\text{m}^3$) - 260

Date	Sampling Time	Weather Condition	Filter paper no.	Filter Weight, g		Elapse Time, hr		Sampling Time, hr	Flow Rate, m^3/min			Total Volume, m^3	TSP Level, $\mu\text{g}/\text{m}^3$
				Initial	Final	Initial	Final		Initial, Q_{si}	Final, Q_{sf}	Average		
1-May-13	8:00	Cloudy	006143	2.6775	2.7871	17646.57	17670.57	24.00	1.39	1.39	1.39	2002	55
7-May-13	8:00	Cloudy	006105	2.6222	2.7151	17673.57	17697.57	24.00	1.32	1.32	1.32	1900	49
13-May-13	8:00	Cloudy	006124	2.6813	2.7793	17700.57	17724.57	24.00	1.36	1.36	1.36	1955	50
18-May-13	8:00	Cloudy	005685	2.7308	2.8015	17727.57	17751.57	24.00	1.33	1.33	1.33	1917	37
24-May-13	8:00	Cloudy	005690	2.7566	2.8512	17754.57	17778.57	24.00	1.33	1.33	1.33	1921	49

Report on 1-hour TSP monitoring

Action Level ($\mu\text{g}/\text{m}^3$) - 332
 Limit Level ($\mu\text{g}/\text{m}^3$) - 500

Date	Sampling Time	Weather Condition	Filter paper no.	Filter Weight, g		Elapse Time, hr		Sampling Time, hr	Flow Rate, m^3/min			Total Volume, m^3	TSP Level, $\mu\text{g}/\text{m}^3$
				Initial	Final	Initial	Final		Initial, Q_{si}	Final, Q_{sf}	Average		
2-May-13	13:00	Cloudy	006168	2.6669	2.6731	17670.57	17671.57	1.00	1.23	1.23	1.23	74	84
2-May-13	14:13	Cloudy	006101	2.6095	2.6139	17671.57	17672.57	1.00	1.39	1.39	1.39	84	53
2-May-13	15:16	Cloudy	006103	2.6094	2.6150	17672.57	17673.57	1.00	1.42	1.42	1.42	85	66
8-May-13	8:20	Cloudy	006119	2.6784	2.6860	17697.57	17698.57	1.00	1.36	1.36	1.36	82	93
8-May-13	9:25	Cloudy	006121	2.6717	2.6791	17698.57	17699.57	1.00	1.36	1.36	1.36	82	90
8-May-13	10:30	Cloudy	006125	2.6739	2.6833	17699.57	17700.57	1.00	1.36	1.36	1.36	82	115
14-May-13	8:45	Cloudy	006173	2.6740	2.6936	17724.57	17725.57	1.00	1.36	1.36	1.36	81	241
14-May-13	9:50	Cloudy	005658	2.7456	2.7519	17725.57	17726.57	1.00	1.36	1.36	1.36	81	77
14-May-13	13:00	Cloudy	005660	2.7379	2.7466	17726.57	17727.57	1.00	1.36	1.36	1.36	81	107
20-May-13	8:25	Cloudy	005186	2.7169	2.7242	17751.57	17752.57	1.00	1.33	1.33	1.33	80	91
20-May-13	9:30	Cloudy	005688	2.7571	2.7630	17752.57	17753.57	1.00	1.33	1.33	1.33	80	74
20-May-13	10:55	Cloudy	005689	2.7541	2.7600	17753.57	17754.57	1.00	1.33	1.33	1.33	80	74
25-May-13	8:05	Hazy	005606	2.8883	2.8940	17778.57	17779.57	1.00	1.31	1.31	1.31	79	72
25-May-13	9:08	Hazy	005682	2.7396	2.7439	17779.57	17780.57	1.00	1.31	1.31	1.31	79	55
25-May-13	10:11	Hazy	005733	2.8574	2.8617	17780.57	17781.57	1.00	1.31	1.31	1.31	79	55



Location: CMA6a - WD2 PRE Office

Report on 24-hour TSP monitoring

Action Level - 187.3 $\mu\text{g}/\text{m}^3$
 Limit Level - 260 $\mu\text{g}/\text{m}^3$

Date	Sampling Time	Weather Condition	Filter paper no.	Filter Weight, g		Elapse Time, hr		Sampling Time, hr	Flow Rate, m^3/min			Total Volume, m^3	TSP Level, $\mu\text{g}/\text{m}^3$
				Initial	Final	Initial	Final		Initial, Q_{si}	Final, Q_{sf}	Average		
1-May-13	8:00	Cloudy	006146	2.6586	2.7558	15960.78	15984.78	24.00	1.34	1.35	1.34	1934	50
7-May-13	8:00	Cloudy	006104	2.5966	2.6861	15987.78	16011.78	24.00	1.26	1.26	1.26	1809	49
13-May-13	8:00	Cloudy	006131	2.6650	2.7544	16014.78	16038.78	24.00	1.29	1.29	1.29	1861	48
18-May-13	8:00	Cloudy	005721	2.8616	2.9897	16041.78	16065.78	24.00	1.33	1.33	1.33	1915	67
24-May-13	8:00	Cloudy	005691	2.7393	2.8210	16068.78	16092.78	24.00	1.50	1.50	1.50	2159	38

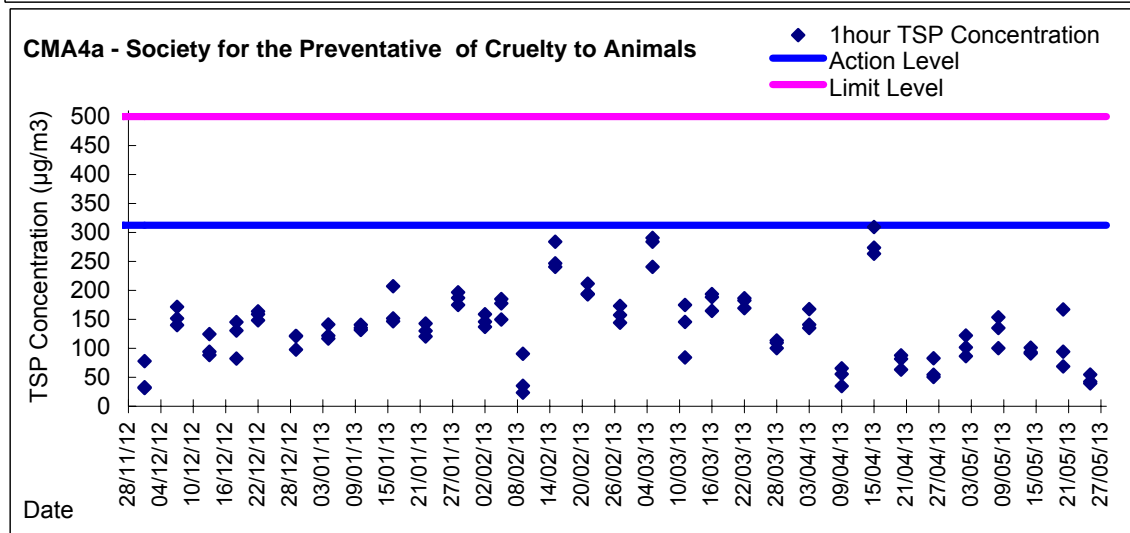
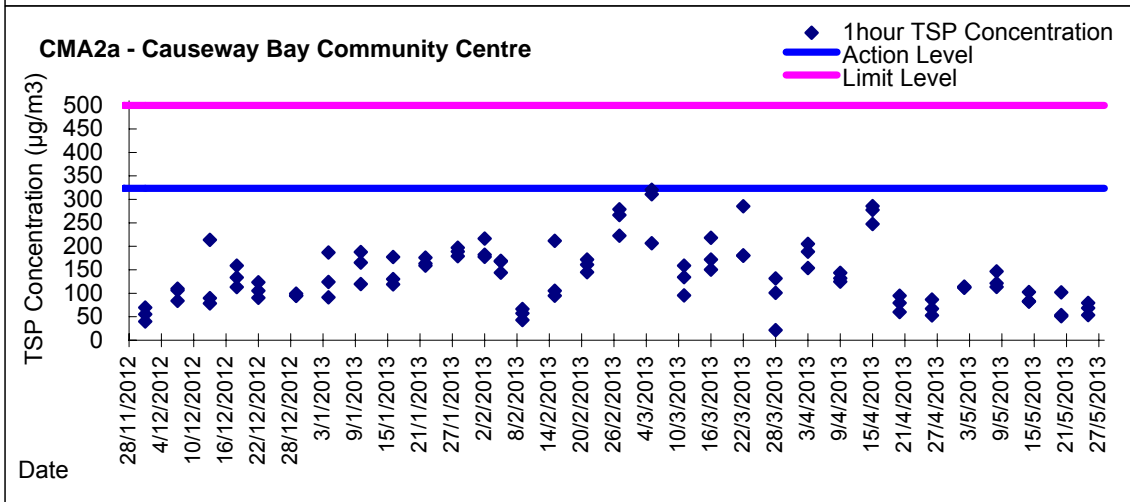
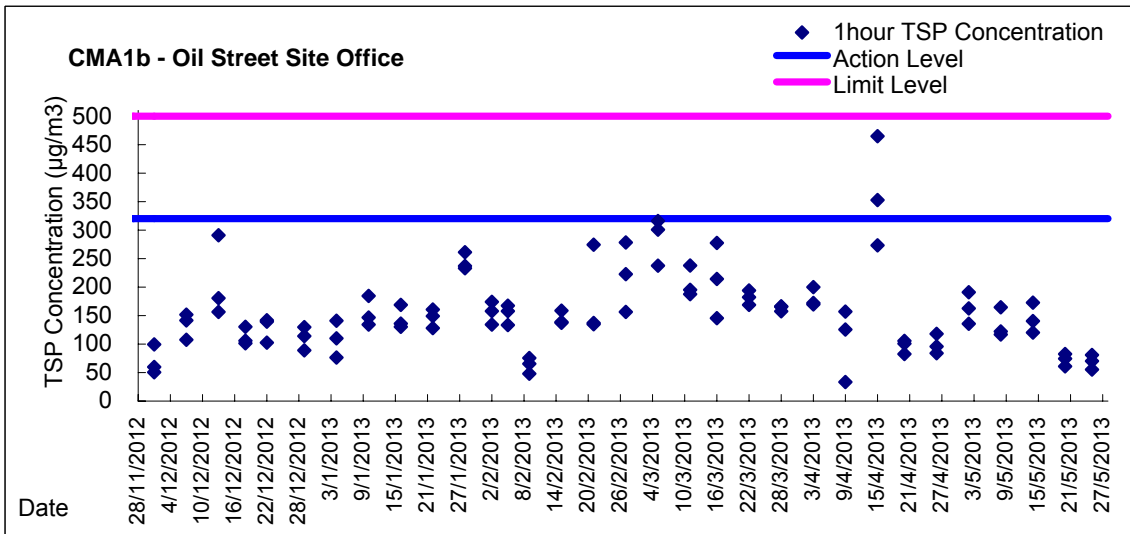
Report on 1-hour TSP monitoring

Action Level - 300.1 $\mu\text{g}/\text{m}^3$
 Limit Level - 500 $\mu\text{g}/\text{m}^3$

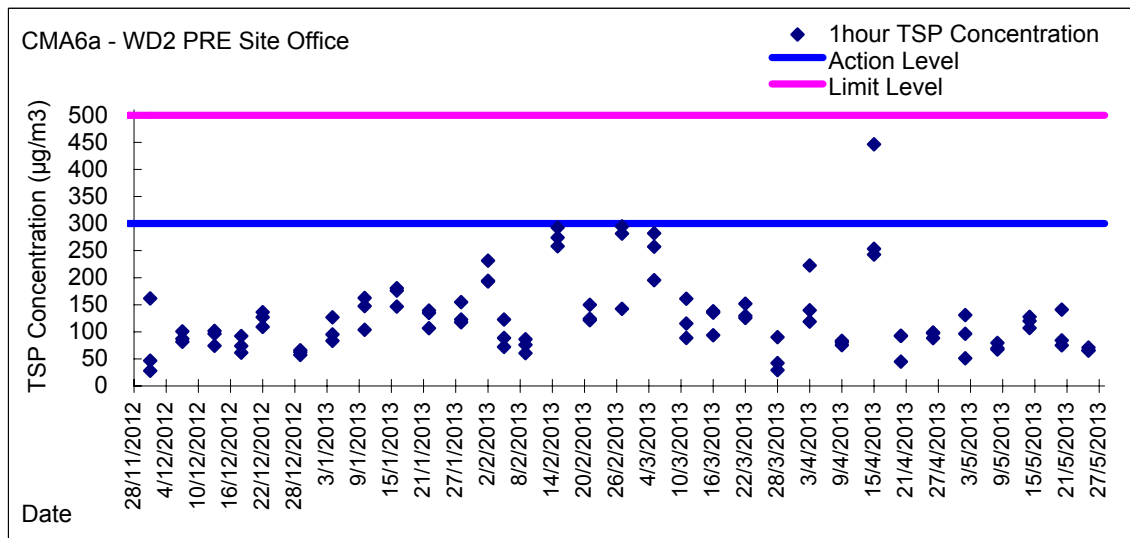
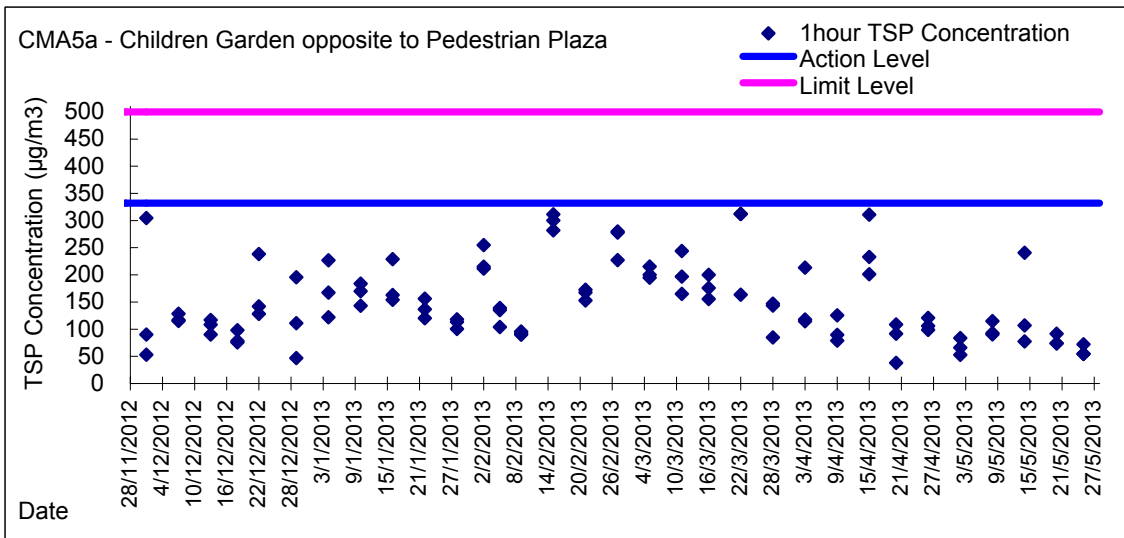
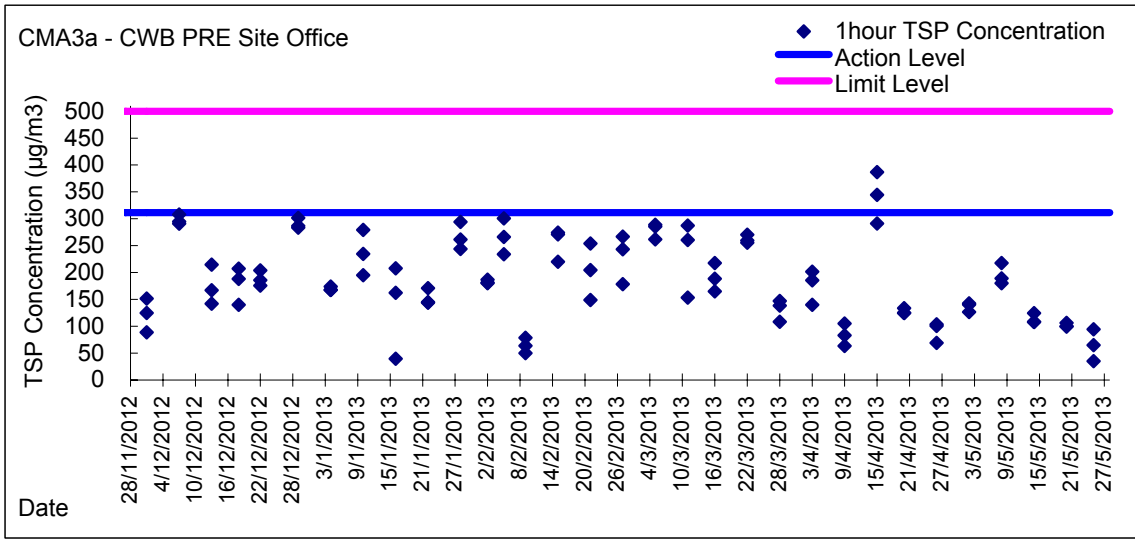
Date	Sampling Time	Weather Condition	Filter paper no.	Filter Weight, g		Elapse Time, hr		Sampling Time, hr	Flow Rate, m^3/min			Total Volume, m^3	TSP Level, $\mu\text{g}/\text{m}^3$
				Initial	Final	Initial	Final		Initial, Q_{si}	Final, Q_{sf}	Average		
2-May-13	13:00	Cloudy	006167	2.6856	2.6960	15984.78	15985.78	1.00	1.32	1.32	1.32	79	131
2-May-13	14:03	Cloudy	006169	2.6672	2.6745	15985.78	15986.78	1.00	1.26	1.26	1.26	76	96
2-May-13	15:07	Cloudy	006102	2.6296	2.6336	15987.78	15988.78	1.00	1.30	1.30	1.30	78	51
8-May-13	8:10	Cloudy	006118	2.6720	2.6769	16011.78	16012.78	1.00	1.21	1.21	1.21	73	67
8-May-13	9:13	Cloudy	006120	2.7049	2.7099	16012.78	16013.78	1.00	1.19	1.19	1.19	72	70
8-May-13	10:15	Cloudy	006122	2.6632	2.6689	16013.78	16014.78	1.00	1.19	1.19	1.19	72	80
14-May-13	8:35	Cloudy	006172	2.6942	2.7035	16038.78	16039.78	1.00	1.29	1.29	1.29	78	120
14-May-13	9:50	Cloudy	006174	2.6614	2.6697	16039.78	16040.78	1.00	1.29	1.29	1.29	78	107
14-May-13	13:00	Cloudy	005659	2.7314	2.7413	16040.78	16041.78	1.00	1.29	1.29	1.29	78	128
20-May-13	8:15	Cloudy	003713	2.7434	2.7492	16065.78	16066.78	1.00	1.29	1.29	1.29	77	75
20-May-13	9:17	Cloudy	005687	2.7428	2.7493	16066.78	16067.78	1.00	1.29	1.29	1.29	77	84
20-May-13	10:40	Cloudy	005622	2.7321	2.7430	16067.78	16068.78	1.00	1.29	1.29	1.29	77	141
25-May-13	8:11	Hazy	005670	2.7561	2.7612	16092.78	16093.78	1.00	1.29	1.29	1.29	78	66
25-May-13	9:15	Hazy	005683	2.7309	2.7360	16093.78	16094.78	1.00	1.29	1.29	1.29	78	66
25-May-13	10:30	Hazy	005735	2.8699	2.8754	16094.78	16095.78	1.00	1.29	1.29	1.29	78	71



Graphic Presentation of 1 hour TSP Result

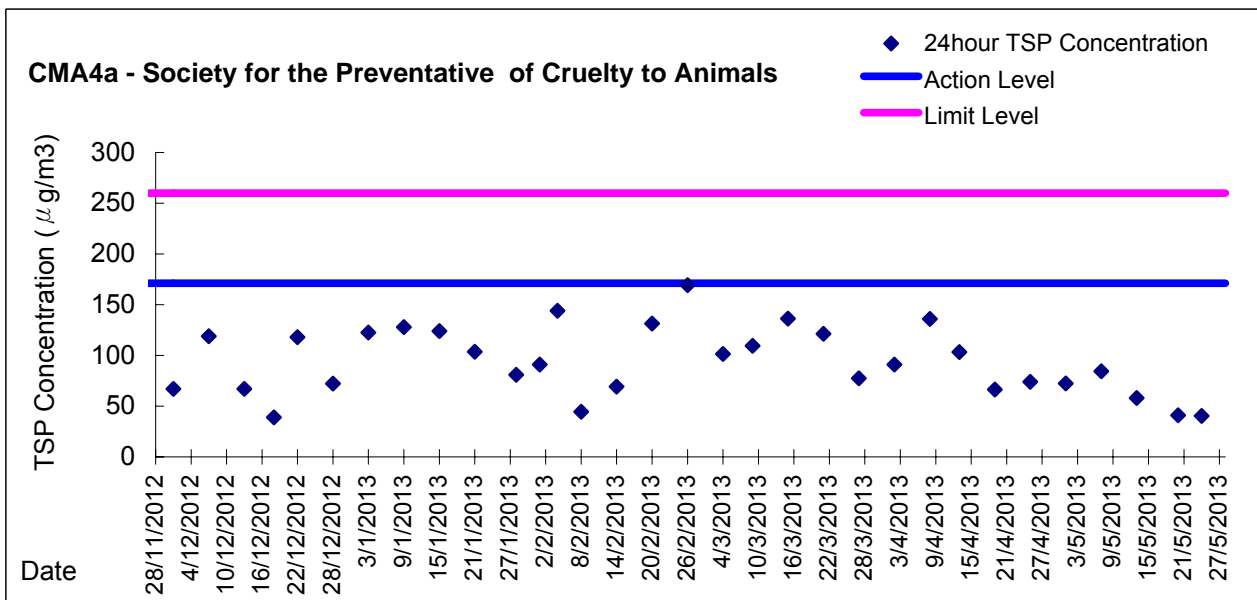
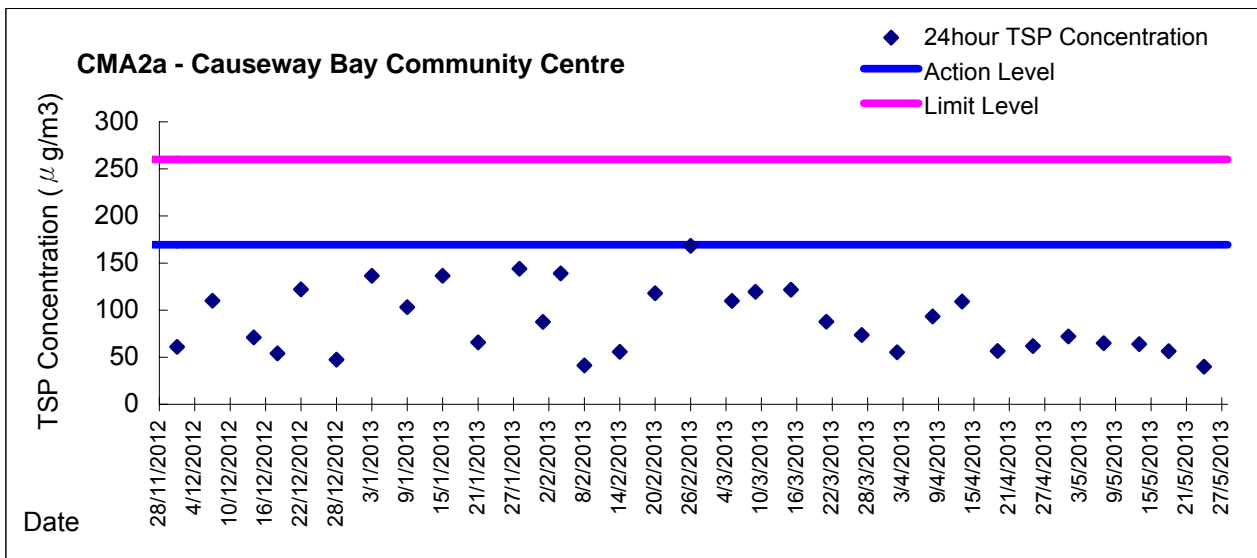
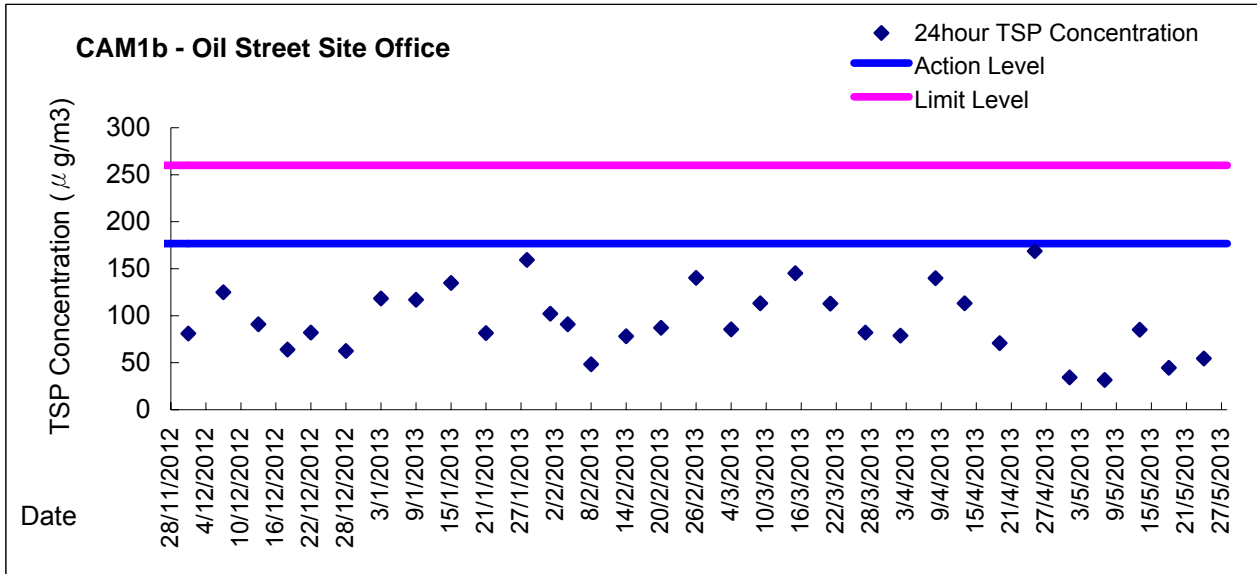


Graphic Presentation of 1 hour TSP Result





Graphic Presentation of 24 hour TSP Result





Graphic Presentation of 24 hour TSP Result

